

MS WORD File convert to PDF format

Taipei Medical University Library



About upload thesis/dissertation

■ Upload ONE PDF file ONLY.

- If your thesis is separated into more than 2 WORD files, please save them as PDF format one by one, and then use PDF editor software to merge them.

■ Necessary documents for your thesis/dissertation

- 1) Cover
- 2) Graduate Thesis Certification
- 3) Application for Embargo of Thesis/Dissertation
(required only by whom need to postpone the publication)
- 4) Your thesis / dissertation

Note:

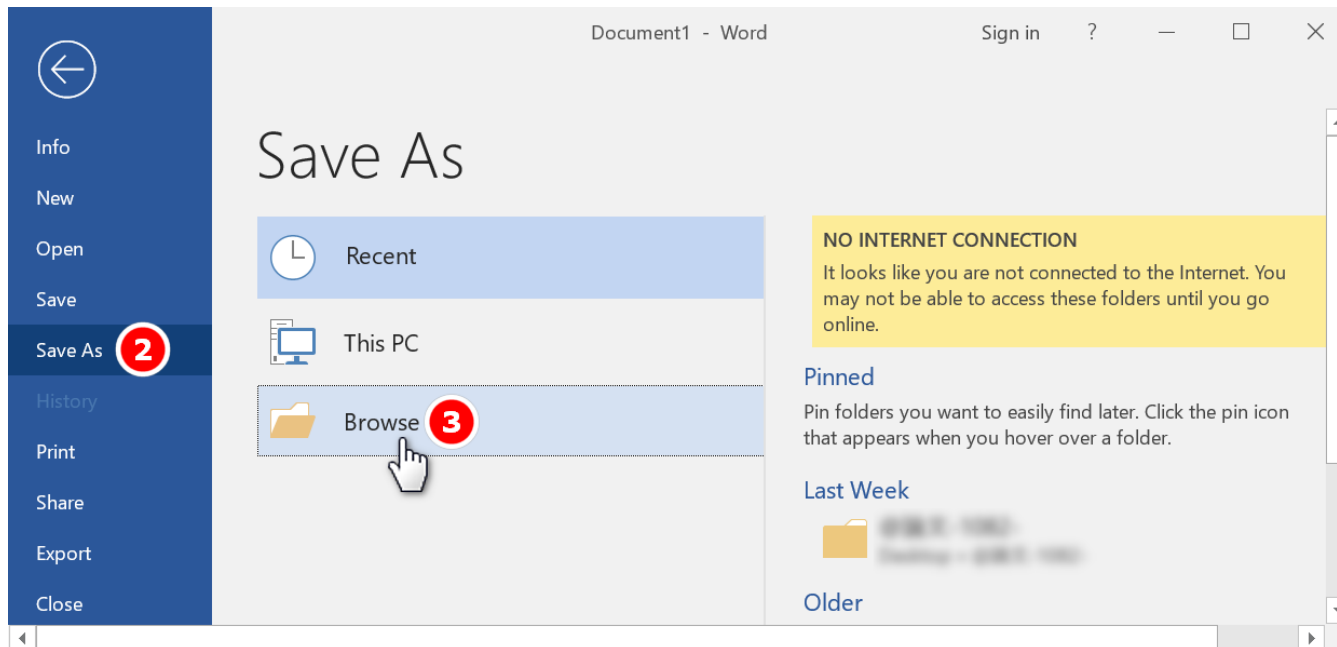
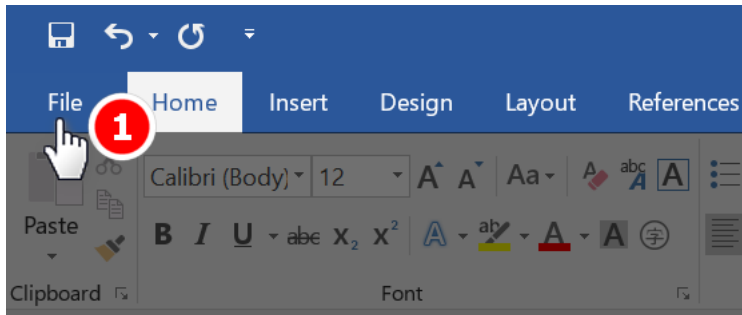
Please make sure the title of your thesis/dissertation in all documents (mentioned above) are the SAME.

Simple Steps for PDF Conversion

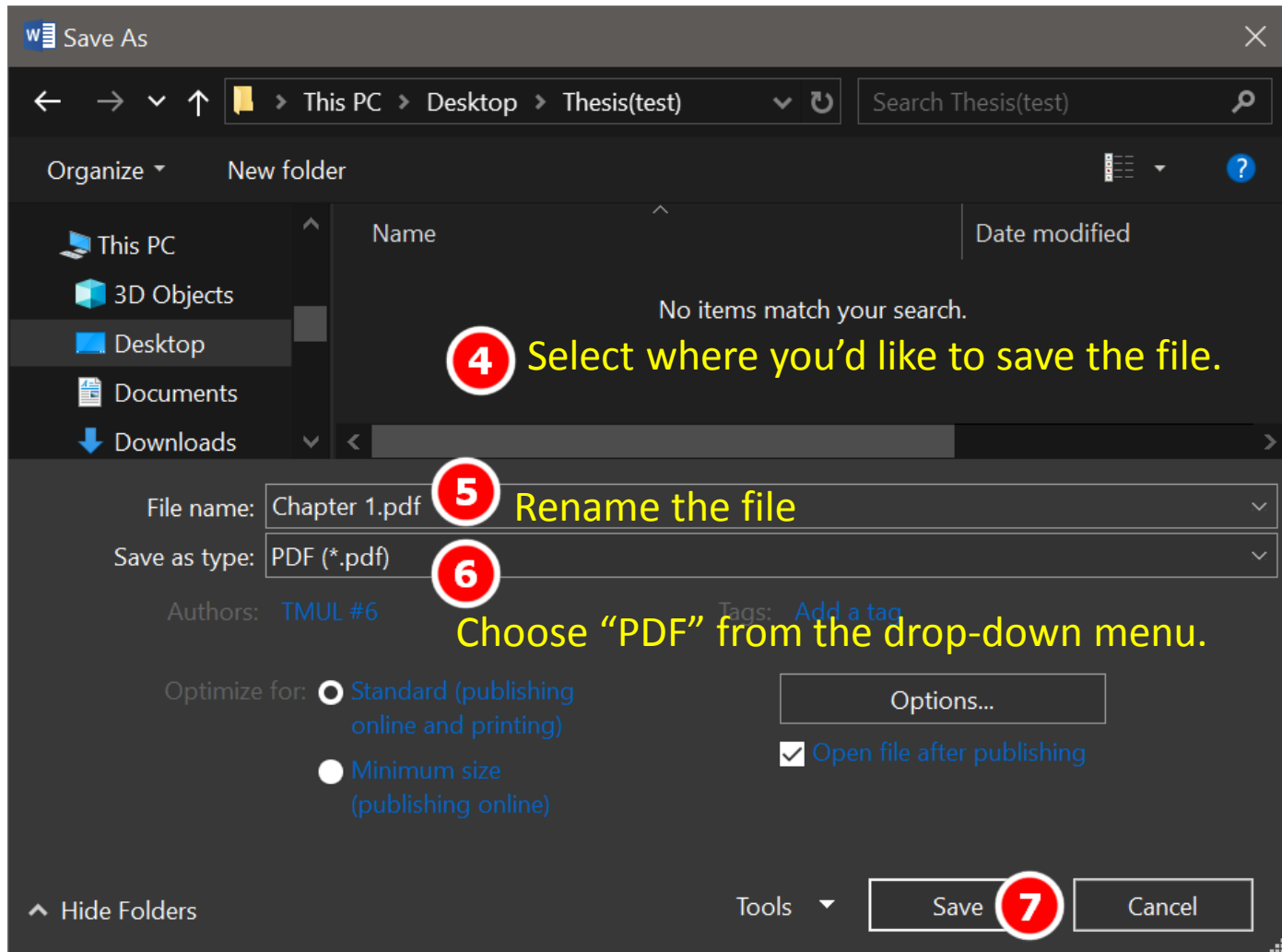
- PDF files can be created easily from many different applications, such as MS Word, InDesign, etc. The following steps will show you how to make a PDF file from MS Word using SAVE command. Converting from other applications would be basically the same.
 - 1) Use a computer which MS Word is already installed.
 - 2) Open the MS Word file.
 - 3) From the **FILE** menu, choose **SAVE AS**.
 - 4) For TYPE of file, choose "PDF (*.pdf)".
 - 5) Click SAVE.
 - 6) The converted PDF file may open in PDF reader automatically.

Simple Steps for PDF Conversion - 1

Sample: MS Word 2016



Simple Steps for PDF Conversion - 2



NEXT: Merge PDF files