

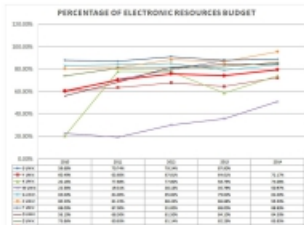

The transition of budget allocation and material formats of medical university library collection of Taiwan in 2010-2014

Shu-Yuan Siao¹, Tzu-heng Chiu^{2,3}

¹Head, Knowledge Services Sec., Taipei Medical University Library, Taiwan

²Professor, Center of General Education, Taipei Medical University, Taiwan

³Senior Specialist & Director of Knowledge Services Division, National Central Library, Taiwan



Object

- Due to space limitation, medical university libraries in Taiwan have been developed more electronic resources in recent years.
- The subscription fee of those e-resources rises annually in a certain percentage while libraries facing flat or decreasing collection budget.
- As a result, some transition happened in budget allocation and material formats of library collection.
- This study attempts to explore this issue.

Method



- By utilizing the methods of questionnaire and website content analysis, the authors collected related data of all 10 medical university libraries (also are the biggest medical libraries) in Taiwan in the time frame of year 2010-2014.
- These data included budget of both print and electronic resources, numbers of every formats of library collection (e.g. print books, e-books, print journals, e-journals, databases, non-book materials).
- The authors then analyzed the 5 year data, trying to find out the transitioning of material types, and its relationship with the library budget.
- It is the authors' hope that research result can serve as reference for smaller medical libraries in Taiwan for a better budget and collection planning in the future.

Results

- 10 questionnaires are received with the return ratio of 100%.
- In average, the medical university libraries spend 71.91% of their resource budget in electronic ones and 13.33% in print ones.
- These libraries increase their collection with 4732 volumes of books and subscribe 66 databases annually.

Conclusions

- In the past 5 years, the percentage of budget allocation to electronic resources was increasing year by year, but the total number of databases is the same or even decreasing for every medical university library.
- These libraries tend to subscribe e-journals and purchase less and less print journal titles annually.
- Medical university libraries in Taiwan are now trying to satisfy users' information needs by seeking international cooperation in the ILL service.
- To cope with decreasing number of fee electronic resources in their collection, these libraries pay more attention to collecting and organizing free and open access resources.



YEAR	2010	2011	2012	2013	2014
Budget total	\$1,812,000	\$1,860,000	\$1,900,000	\$1,940,000	\$1,980,000
Budget electronic	\$960,000	\$1,000,000	\$1,040,000	\$1,080,000	\$1,120,000
Budget print	\$852,000	\$860,000	\$860,000	\$860,000	\$860,000
percentage of print books	47.0%	46.2%	45.3%	44.3%	43.4%
percentage of electronic resources budget total	53.0%	53.8%	54.7%	55.7%	56.6%
percentage of P-journals	10.0%	10.0%	10.0%	10.0%	10.0%
percentage of E-journals	10.0%	12.0%	15.0%	18.0%	20.0%
percentage of P-books	37.0%	36.2%	35.3%	34.3%	33.4%
percentage of E-books	13.0%	14.0%	15.0%	16.0%	17.0%
percentage of P-databases	1.0%	1.0%	1.0%	1.0%	1.0%
percentage of E-databases	1.0%	1.0%	1.0%	1.0%	1.0%
percentage of P-non-book	23.0%	22.8%	22.7%	22.7%	22.6%
percentage of E-non-book	2.0%	2.0%	2.0%	2.0%	2.0%
percentage of P-journals	10.0%	10.0%	10.0%	10.0%	10.0%
percentage of E-journals	10.0%	12.0%	15.0%	18.0%	20.0%
percentage of P-books	27.0%	26.2%	25.3%	24.3%	23.4%
percentage of E-books	3.0%	4.0%	5.0%	6.0%	7.0%
percentage of P-databases	1.0%	1.0%	1.0%	1.0%	1.0%
percentage of E-databases	1.0%	1.0%	1.0%	1.0%	1.0%
percentage of P-non-book	23.0%	22.8%	22.7%	22.7%	22.6%
percentage of E-non-book	2.0%	2.0%	2.0%	2.0%	2.0%

For further information contact:
Shu-Yuan Siao
Main Library, Taipei Medical University
a9010015@tmu.edu.tw