

## <Turnitin: Student Manual>

### Create your Turnitin account

**Note:**

1. The Turnitin is ONLY provided to CURRENT students, staff, and faculty
2. Registration can be done on your own (no need to verify by TMU librarian)
3. Please keep secured of class enrollment key, class ID, and other related passwords.

**1) Class ID and class enrollment key are NECESSARY for applying for your Turnitin account.**

Please visit [TMU E-resource Gateway \(https://bit.ly/36Mzrqx\)](https://bit.ly/36Mzrqx) to get the “class ID & enrollment key” for creating your Turnitin account. You can also ask your professor for this information.

\*Our Turnitin class will be expired on **August 1st** each year, please get an active enrollment key in TMU E-resource system.



Home | 中文 | News | Q&A | Help | Your IP | Logoff


 臺北醫學大學圖書館 電子資源系統  
 TAIPEI MEDICAL UNIVERSITY LIBRARY E-RESOURCES SYSTEM

Home | Databases | E-Journals | E-Books | Web Resources | Discover Services | EBM | Writing Tools | Attention Note

User : \_\_\_\_\_

**[Resources search]**

Resources Title | All resources | exact search | - search - | Advance

Search result: **All** (1 records)  
A to Z alphabet: 1

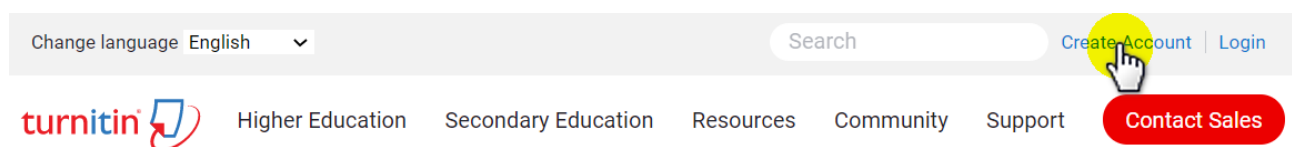
1 records found | page size 10 | Go to rec# \_\_\_\_\_

ID	Title	Type	Publisher	Coverage	Note	Web2.0
1	Turnitin 資料庫 <input checked="" type="checkbox"/> Bookmark Title <input checked="" type="checkbox"/> Recommend Title <input type="checkbox"/> Info [ Instructor Account ] Apply: <a href="https://goo.gl/forms/LKxJfzIOaLqGW9Ew1">https://goo.gl/forms/LKxJfzIOaLqGW9Ew1</a> [ Student Account ] Class ID: _____ ; Enrollment key: _____		長智文化		<input type="button" value="Advice"/> <input type="button" value="User"/> <input type="button" value="Guide"/> <input type="button" value="Apply"/>	<input type="button" value="view : 6547"/> <input type="button" value="bookmark : 167"/> <input type="button" value="recommend : 6"/>


**Facet Analysis**

- Language
  - English(1)
- Publisher
  - 長智文化(1)

**2) Visit Turnitin website and click “Create Account”**



Change language English | Search | **Create Account** | Login


 Higher Education | Secondary Education | Resources | Community | Support |

3) Click "Student"



Create a User Profile

All users must have a user profile to use the service. Please select how you will be using Turnitin:

- Student**
- Teaching Assistant
- Instructor

Existing user? \_\_\_\_\_

If you've used the service before, there is no requirement to create a new user profile. Log in [here](#) with your old credentials.

4) Please fill out the form completely and click [ I Agree – Create Profile ]

Visit [TMU E-resource Gateway](#) and search "Turnitin" to get Class ID and Enrollment Key.  
*\*The TMU Library enrollment key will be expired on February 1st each year.*

Class ID

Class enrollment key

In the Email address box, please fill in **TMU email only**.

Email address

Confirm email address

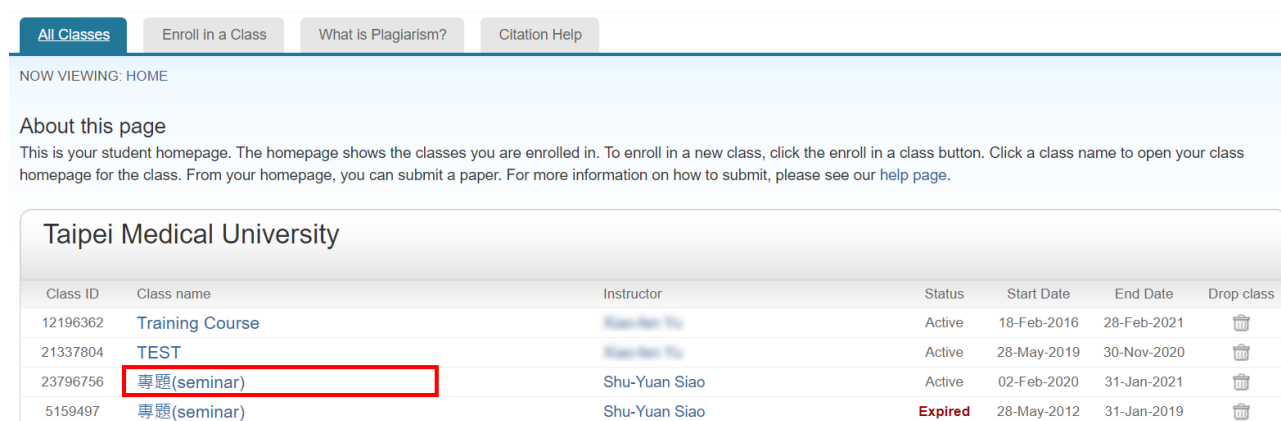
## <Turnitin: Student Manual>

### Submit your document and get the similarity report

**Note:**

1. The Turnitin is ONLY provided to CURRENT students, staff, and faculty
2. Registration can be done on your own (no need to verify by TMU librarian)
3. Please keep secured of class enrollment key, class ID, and other related passwords.

**1) Log in to turnitin.com and click an active class name.**

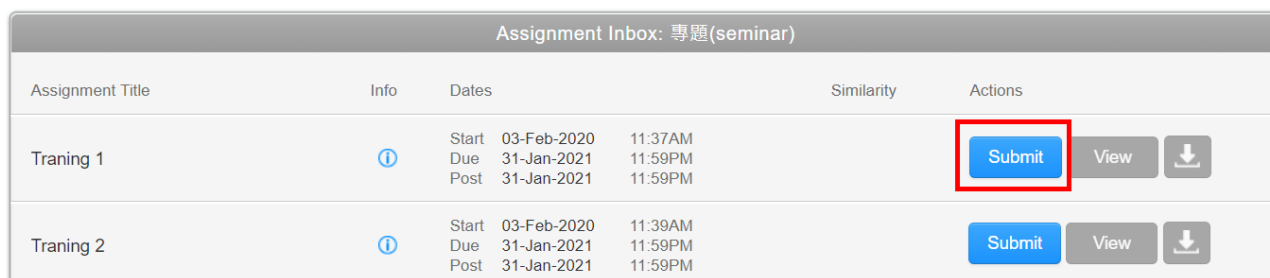


Now viewing: HOME

About this page  
This is your student homepage. The homepage shows the classes you are enrolled in. To enroll in a new class, click the enroll in a class button. Click a class name to open your class homepage for the class. From your homepage, you can submit a paper. For more information on how to submit, please see our help page.

Class ID	Class name	Instructor	Status	Start Date	End Date	Drop class
12196362	Training Course	Shu-Yuan Siao	Active	18-Feb-2016	28-Feb-2021	
21337804	TEST	Shu-Yuan Siao	Active	28-May-2019	30-Nov-2020	
23796756	專題(seminar)	Shu-Yuan Siao	Active	02-Feb-2020	31-Jan-2021	
5159497	專題(seminar)	Shu-Yuan Siao	Expired	28-May-2012	31-Jan-2019	

**2) Click  for submitting your document.**



Assignment Inbox: 專題(seminar)

Assignment Title	Info	Dates	Similarity	Actions
Traning 1		Start 03-Feb-2020 11:37AM Due 31-Jan-2021 11:59PM Post 31-Jan-2021 11:59PM		
Traning 2		Start 03-Feb-2020 11:39AM Due 31-Jan-2021 11:59PM Post 31-Jan-2021 11:59PM		

**3) Submit a file**

**How can you submit?**

>> Upload a file or cut & paste the text

Submit: **Single File Upload** ▾

**Cut & Paste Upload**

**Enter a title for the submission**

Submission title

The submission title is not necessarily same as your document file name.

**Choose the file.**

Choose the file you want to upload to Turnitin:




**Click [Upload]**

**4) Turnitin.com will create your similarity report in couple minutes.**

**Click the percentage number to view the Similarity Report.**

Assignment Inbox: 專題(seminar)						
Assignment Title	Info	Dates		Similarity	Actions	
Traning 1		Start	03-Feb-2020	11:37AM	30%	<input type="button" value="Resubmit"/> <input type="button" value="View"/> <input type="button" value="Download"/>
		Due	31-Jan-2021	11:59PM		
		Post	31-Jan-2021	11:59PM		

\*\* Press F5 key to reload the page if you have been waited for too long.

\*\* After 3 resubmissions, you will need to wait 24 hours after a resubmission to see a new report.

## <Turnitin: Student Manual>

### Downloading the similarity report

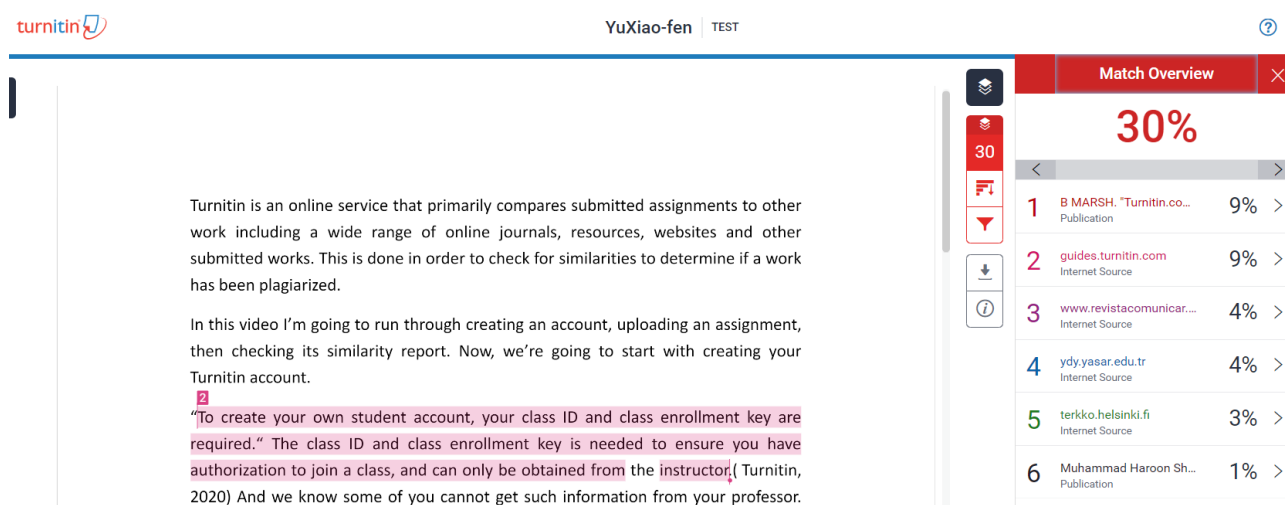
**Note:**

1. The Turnitin is ONLY provided to CURRENT students, staff, and faculty
2. Registration can be done on your own (no need to verify by TMU librarian)
3. Please keep secured of class enrollment key, class ID, and other related passwords.

**1) Please click the percentage number to check the report.**

Assignment Inbox: 專題(seminar)				
Assignment Title	Info	Dates	Similarity	Actions
Traning 1		Start 03-Feb-2020 11:37AM Due 31-Jan-2021 11:59PM Post 31-Jan-2021 11:59PM	30%	Resubmit View

**2) Clicking the number in red block to expand the “Match overview”**



turnitin | YuXiao-fen | TEST

**Match Overview**

30%

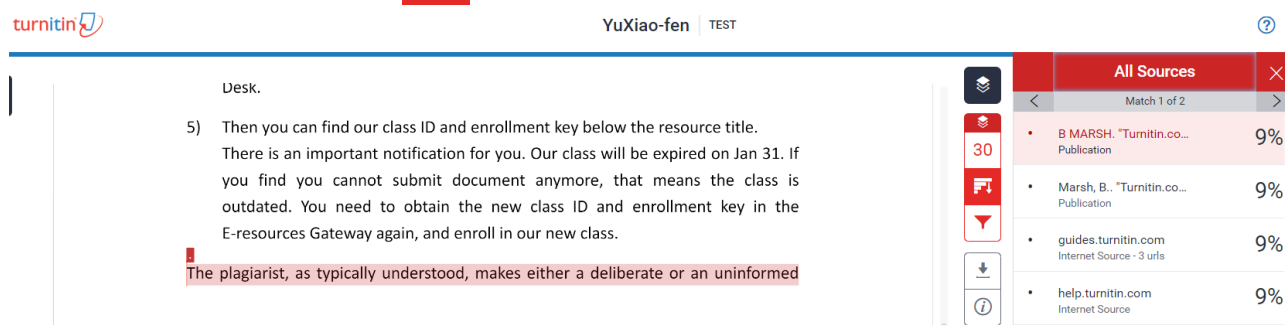
Rank	Source	Similarity
1	B MARSH. "Turnitin.co... Publication	9%
2	guides.turnitin.com Internet Source	9%
3	www.revistacomunicar... Internet Source	4%
4	ydy.yasar.edu.tr Internet Source	4%
5	terkko.helsinki.fi Internet Source	3%
6	Muhammad Haroon Sh... Publication	1%

Turnitin is an online service that primarily compares submitted assignments to other work including a wide range of online journals, resources, websites and other submitted works. This is done in order to check for similarities to determine if a work has been plagiarized.

In this video I'm going to run through creating an account, uploading an assignment, then checking its similarity report. Now, we're going to start with creating your Turnitin account.

**2** "To create your own student account, your class ID and class enrollment key are required." The class ID and class enrollment key is needed to ensure you have authorization to join a class, and can only be obtained from the instructor. (Turnitin, 2020) And we know some of you cannot get such information from your professor.

**3) Click the “all sources” icon  to see all similar resources and modify it.**



turnitin | YuXiao-fen | TEST

**All Sources**

Match 1 of 2

Source	Similarity
B MARSH. "Turnitin.co... Publication	9%
Marsh, B. "Turnitin.co... Publication	9%
guides.turnitin.com Internet Source - 3 urls	9%
help.turnitin.com Internet Source	9%

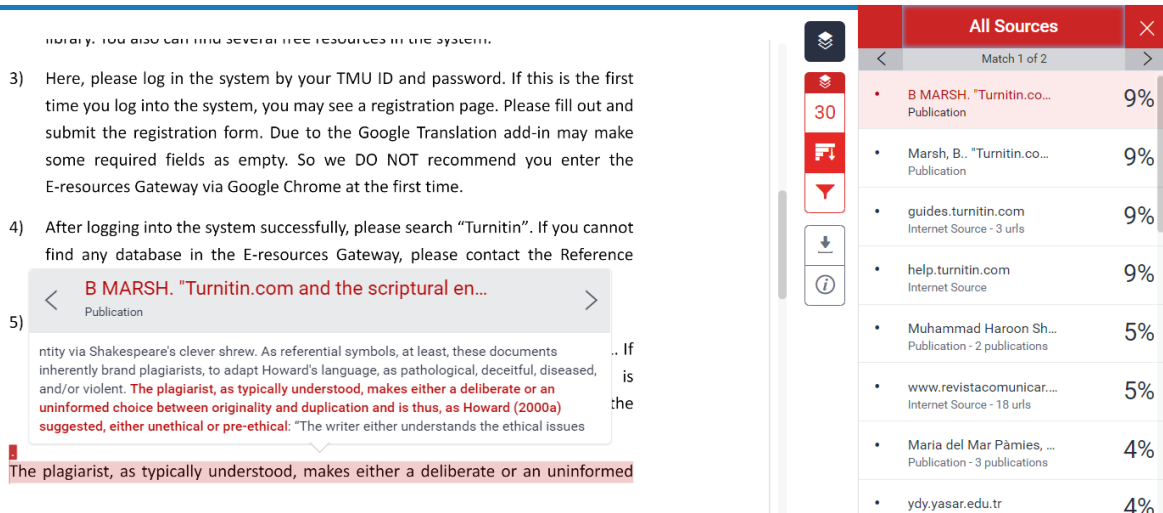
Desk.

5) Then you can find our class ID and enrollment key below the resource title. There is an important notification for you. Our class will be expired on Jan 31. If you find you cannot submit document anymore, that means the class is outdated. You need to obtain the new class ID and enrollment key in the E-resources Gateway again, and enroll in our new class.

**3** The plagiarist, as typically understood, makes either a deliberate or an uninformed

**4) For getting more detail of similarity, you can click the “Match overview” at right side, or the icon in the article**


**\*\*** However, if the similar resources come from other students and do not get the authorization, no full text will show here.



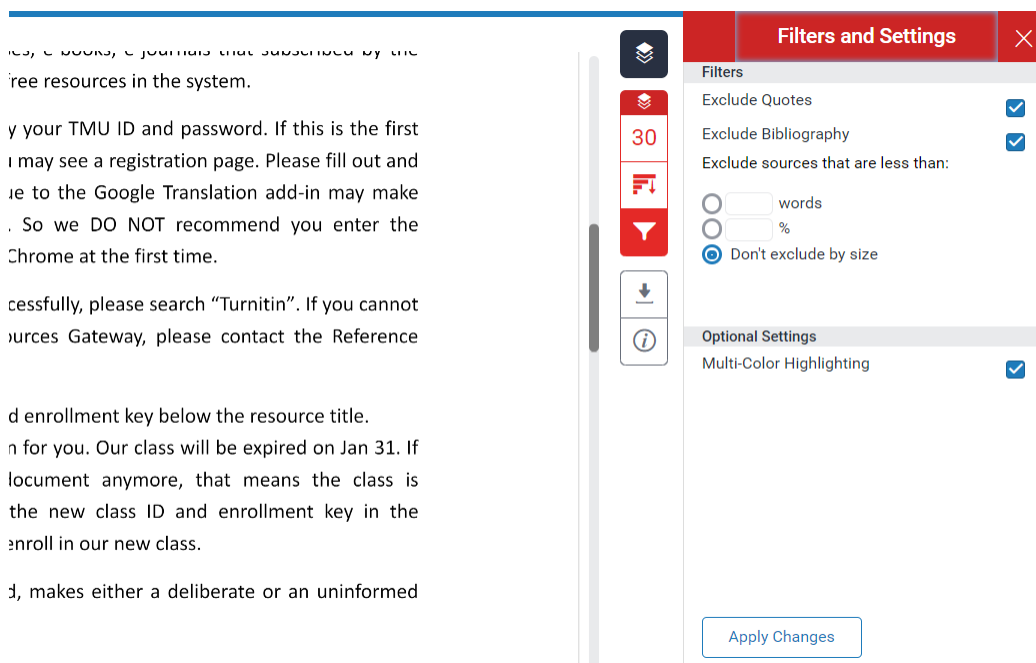
The screenshot shows a Turnitin match overview for a document. On the left, a snippet of text is highlighted in red, indicating a match. The text reads: "The plagiarist, as typically understood, makes either a deliberate or an uninformed choice between originality and duplication and is thus, as Howard (2000a) suggested, either unethical or pre-ethical: "The writer either understands the ethical issues". If this is the first time you log into the system, you may see a registration page. Please fill out and submit the registration form. Due to the Google Translation add-in may make some required fields as empty. So we DO NOT recommend you enter the E-resources Gateway via Google Chrome at the first time. After logging into the system successfully, please search "Turnitin". If you cannot find any database in the E-resources Gateway, please contact the Reference Desk for you. Our class will be expired on Jan 31. If the document anymore, that means the class is the new class ID and enrollment key in the enrollment in our new class. The plagiarist, as typically understood, makes either a deliberate or an uninformed choice between originality and duplication and is thus, as Howard (2000a) suggested, either unethical or pre-ethical: "The writer either understands the ethical issues".

On the right, the "All Sources" panel shows a list of matches:

Source	Similarity
B MARSH. "Turnitin.co... Publication	9%
Marsh, B. "Turnitin.co... Publication	9%
guides.turnitin.com Internet Source - 3 urls	9%
help.turnitin.com Internet Source	9%
Muhammad Haroon Sh... Publication - 2 publications	5%
www.revistacomunicar... Internet Source - 18 urls	5%
Maria del Mar Pàmies, ... Publication - 3 publications	4%
ydy.yasar.edu.tr	4%

**5) The icon “filters and settings”  is for setting up excluding criteria, such as excluding references of quotes.**

**\*\*** “Quotes” means words or sentences inside the quotation marks.



The screenshot shows the "Filters and Settings" panel in Turnitin. The "Filters" section includes:

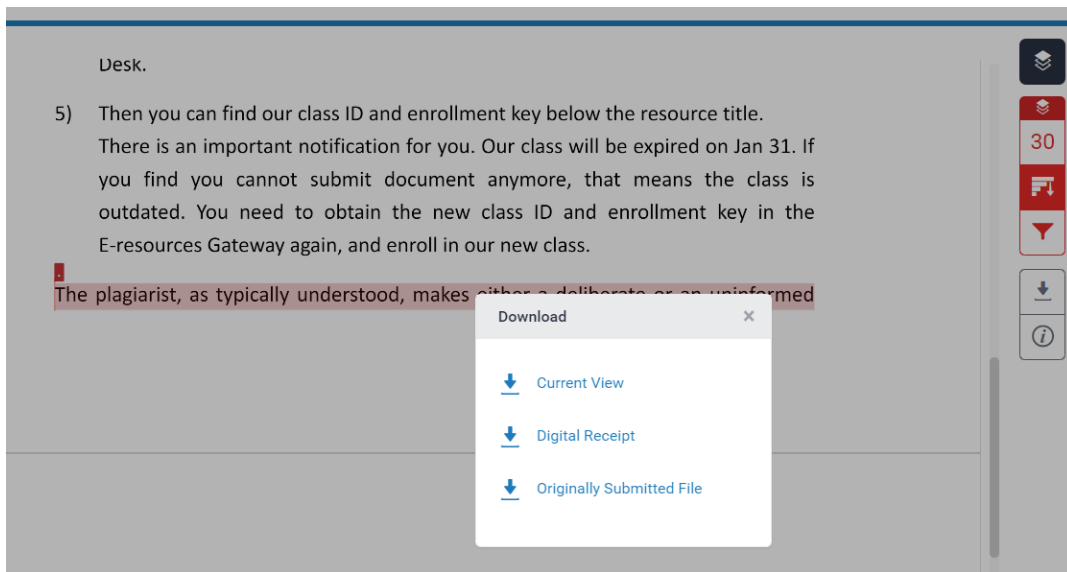
- Exclude Quotes:
- Exclude Bibliography:
- Exclude sources that are less than:
  - words
  - %
  - Don't exclude by size

The "Optional Settings" section includes:

- Multi-Color Highlighting:

An "Apply Changes" button is located at the bottom of the panel.

6) Please click the download icon  and click “current view” for downloading PDF format of the similarity report.



## FAQ

**Q. What is the acceptable percentage for Turnitin?**

A. There is no defined percentage match that indicates that your work is, or is not, plagiarized. It might depend on the department set standard and publisher standard or on your document type. **All we can say is "LOWER IS BETTER".**  
If you upload for your thesis / dissertation, please ask your professor or department manager.

**Q. Does the percentage score mean the amount of plagiarism in my document??**

A. **Of course not!!**

There are a lot of misconceptions about what this percentage means. What Turnitin does is check your submission against its database, and if there are instances where your writing is similar to, or matches against, one of its sources, it will flag this for you to review. Then you can insert citation or try to paraphrase it.

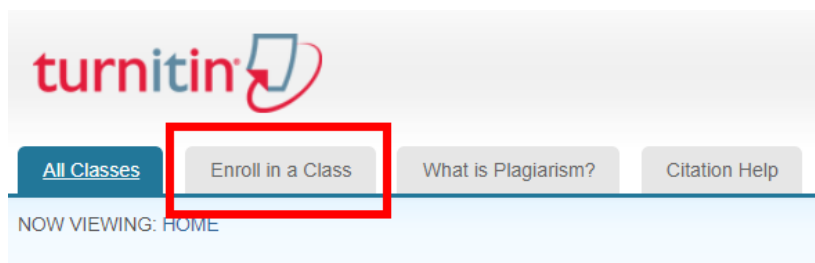
## <Turnitin: Student Manual>

### How to enroll in a new class??

**Note:**

1. The Turnitin is ONLY provided to CURRENT students, staff, and faculty
2. Registration can be done on your own (no need to verify by TMU librarian)
3. Please keep secured of class enrollment key, class ID, and other related passwords.

- 1) Log in to Turnitin.com and click 



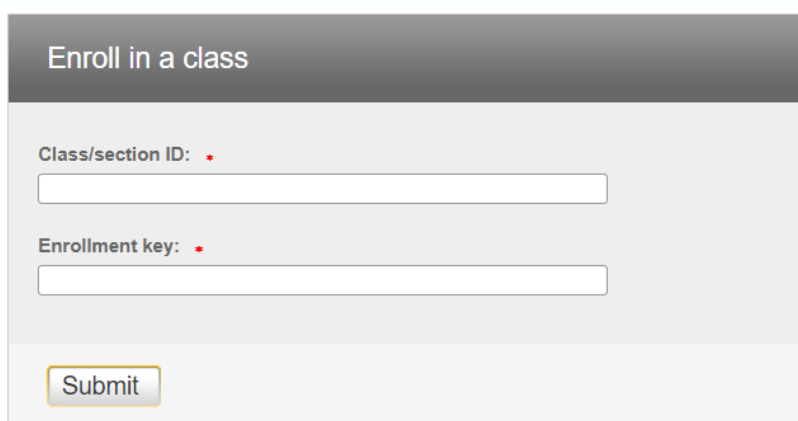
- 2) Fill in a new class ID, enrollment key and submit.

Please visit [TMU E-resource Gateway \(https://bit.ly/36Mzrqx\)](https://bit.ly/36Mzrqx) to get the “class ID & enrollment key” for creating your Turnitin account. You can also ask your professor for this information.

\*The TMU Library enrollment key will be expired on **August 1st each year**, please get an active enrollment key in TMU E-resource system.

#### About this page

To enroll a class, enter the class ID and enrollment key and click submit. If you do not have a class ID and enrollment key, contact your instructor for this information.

A screenshot of the Turnitin 'Enroll in a class' form. The form has a dark grey header with the text 'Enroll in a class'. Below the header are two input fields: 'Class/section ID: \*' and 'Enrollment key: \*'. Each field has a white input box. At the bottom of the form is a 'Submit' button.