

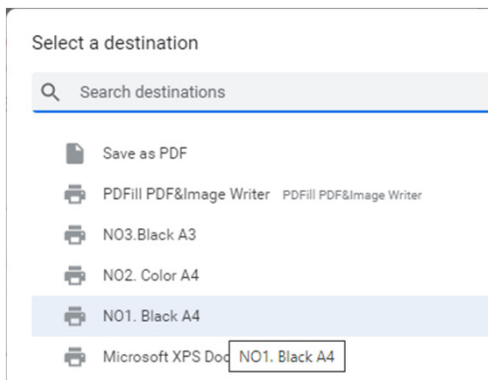
Print a document from PC

1



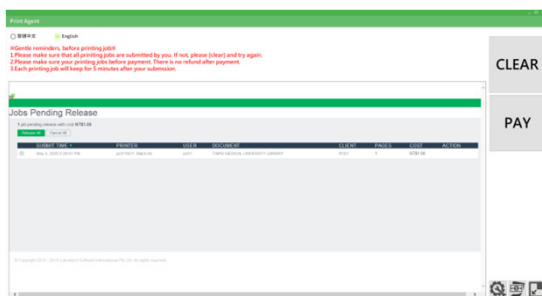
Click GREEN PRINTER icon on the desktop or taskbar

2




Return to your document, choose print & select printer (DO NOT print your PDF file through browser, ex: Chrome, IE)

3



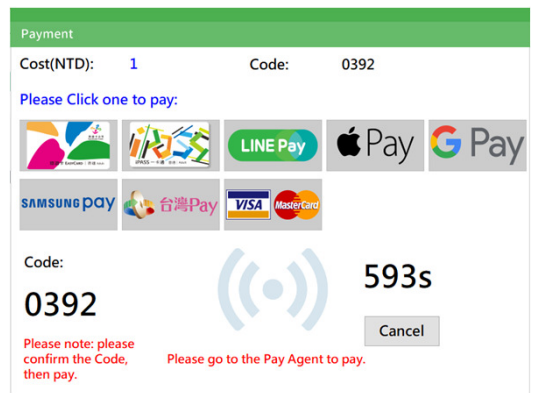
Confirm the file name & payment amount on the print agent, then click "PAY".

4



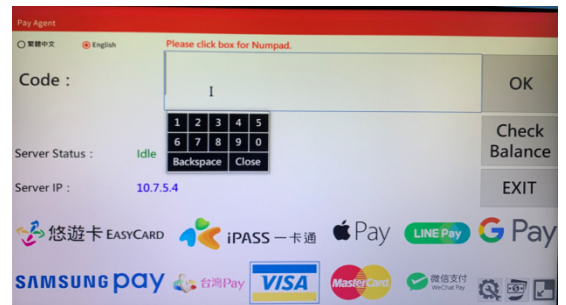
Select one of payment options.

5



Remember the PICKUP CODE

6



Enter your pickup code at pay server within 10 minutes.

7



Tab your card or scan QR code. Pick up the document at the printer.