

# Merge Several PDF Files into One Single File

Taipei Medical University Library



# Please Note...

## → Upload **ONE PDF file ONLY.**

▶▶ If your thesis is divided into more than 2 WORD files, please save them separately in PDF format and merge them using PDF editor software.

## → **Required documentation** as listed below:

1. Cover
2. Graduate Thesis Certification
3. Application for Embargo of Thesis/Dissertation  
(required only by whom need to postpone the publication)
4. Your thesis / dissertation

## → **Make sure your thesis/dissertation title is same in all documents** (above).

# Download PDF editor (PDFill) from OIT

TAIPEI MEDICAL UNIVERSITY 臺北醫學大學 資訊處  
Office of Information Technology

TMU SiteMap 繁體中文 Login

Google Search

News About us Organization Service Forms Related links FAQ Contact us

Index / Service / Software Download

Software Downloads

OFFICE365 Service

Software Download

Scroll down

Scroll down

The VPN Download Link: [http://oit.tmu.edu.tw/front/Service/Service\\_2/FortiClient\\_VPN/pages.php?ID=dG11X29pdCZGb3J0aUNsaWVudF9WUE4=](http://oit.tmu.edu.tw/front/Service/Service_2/FortiClient_VPN/pages.php?ID=dG11X29pdCZGb3J0aUNsaWVudF9WUE4=)

3. The TMU's Microsoft KMS authorization lasts for 180 days. Therefore, the KMS authorization certification is required every 180 days. For more detail of the certification process, please refer to KMS instructions.

4. If you have any questions, please refer to the manual of each software first. If still can't solve it, please send an email to [sis@tmu.edu.tw](mailto:sis@tmu.edu.tw) with the error message and screenshots, or contact the TMU Daan campus' extension number 1600.

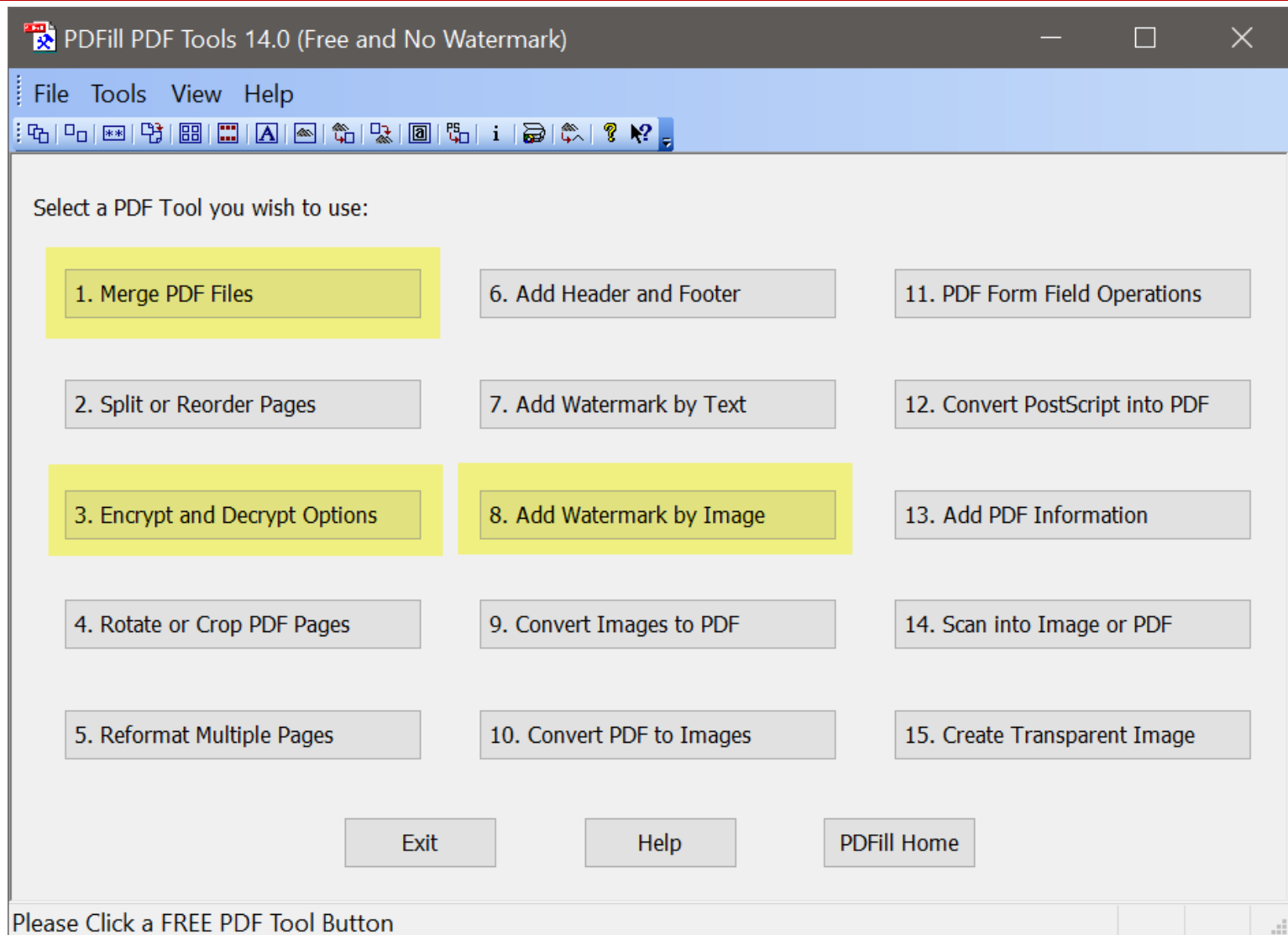
You may download it from [HERE](#) and install it by yourself.(TMU campus IP only. If you are off campus, please use TMU VPN service to enter the website.)

Go Back

Office of IT > Software Download  
→ <https://t.ly/lfAC>

Address: 3rd Floor, Zhonghe Dist., New Taipei City, Taiwan  
Tel: 02-6620-2589#10300~1  
Suggestions: [sis@tmu.edu.tw](mailto:sis@tmu.edu.tw)

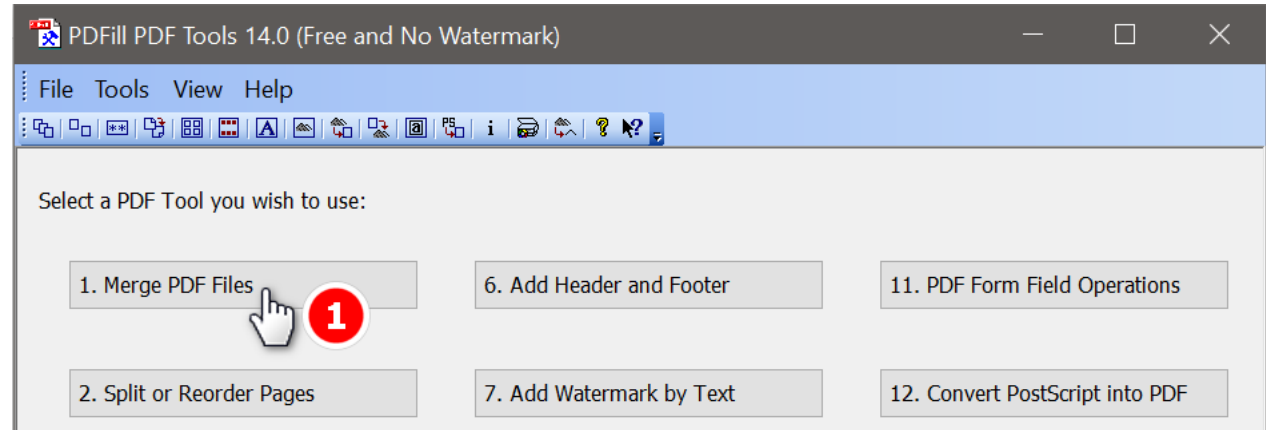
# All PDFill Tools



# How to merge PDF files -1

1) Click on

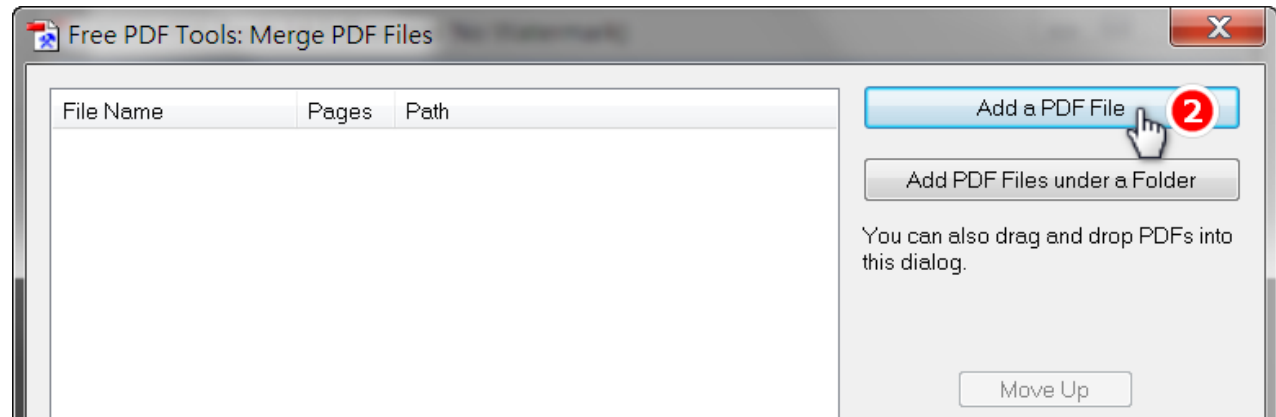
1. Merge PDF Files



2) Click

Add a PDF File

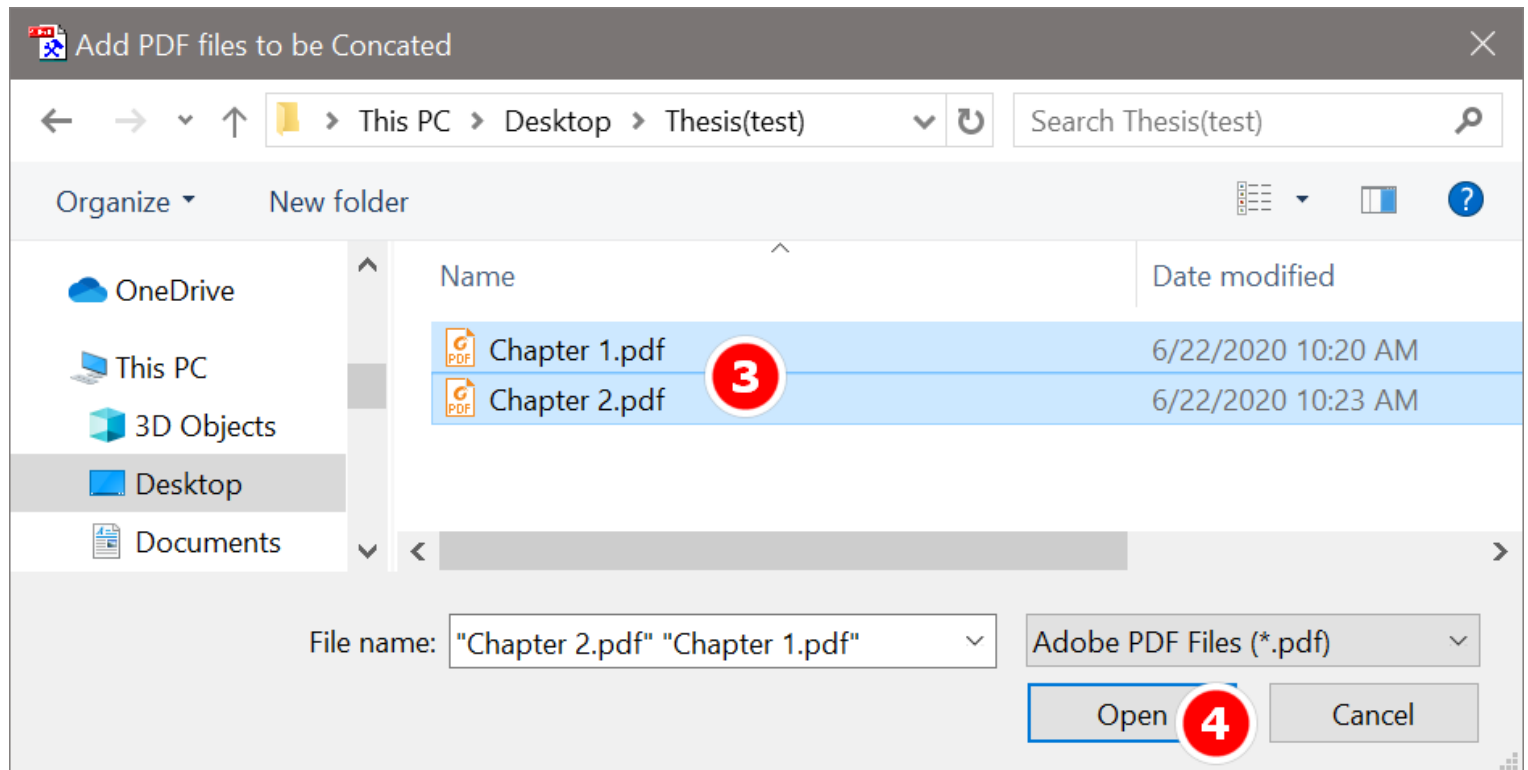
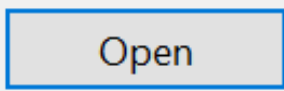
button in the upper right



# How to merge PDF files -2

3) Select the PDF files you'd like to merge.

4) Then Click

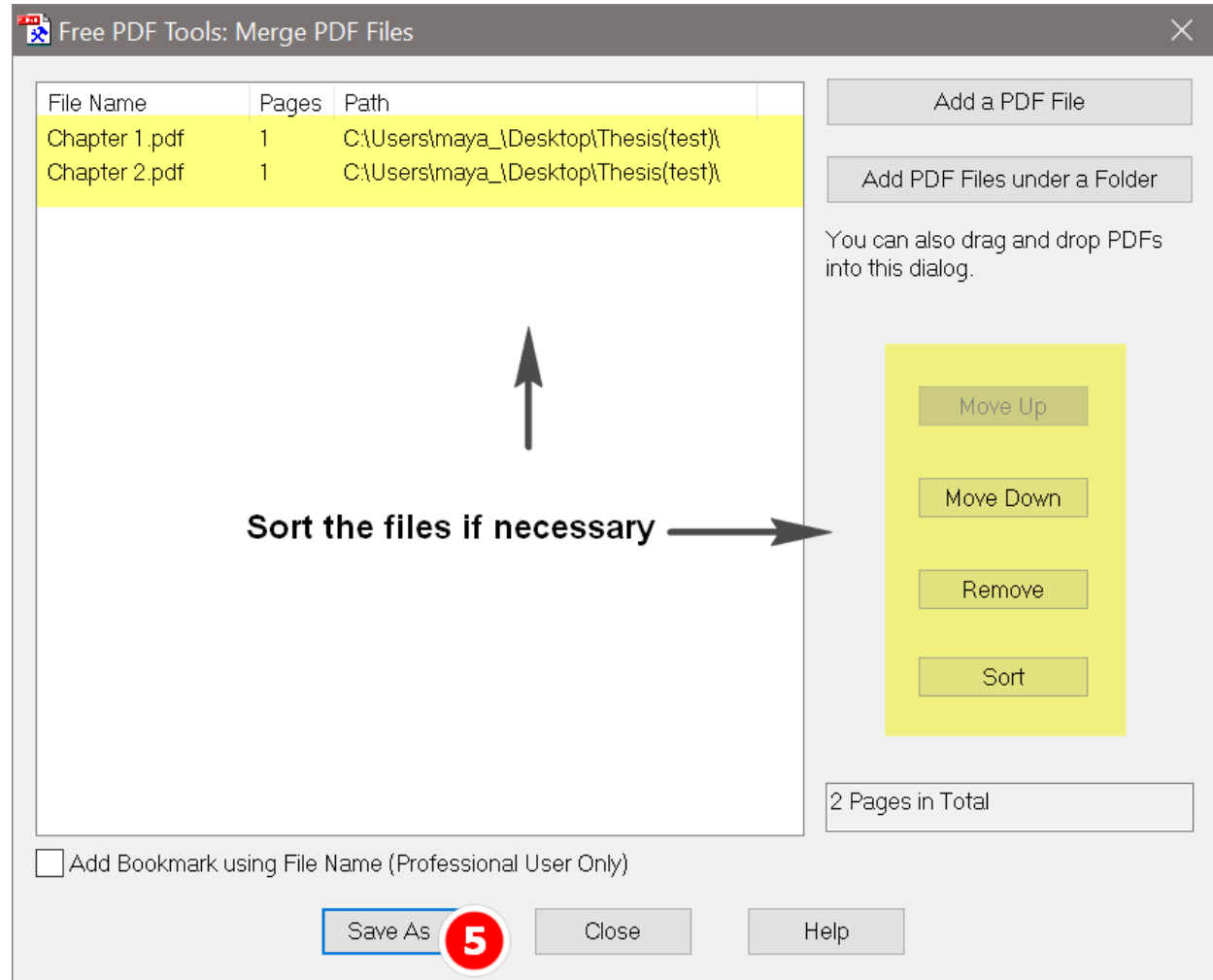


# How to merge PDF files -3

5)  
Sort the files if necessary.

Then Click

Save As ...

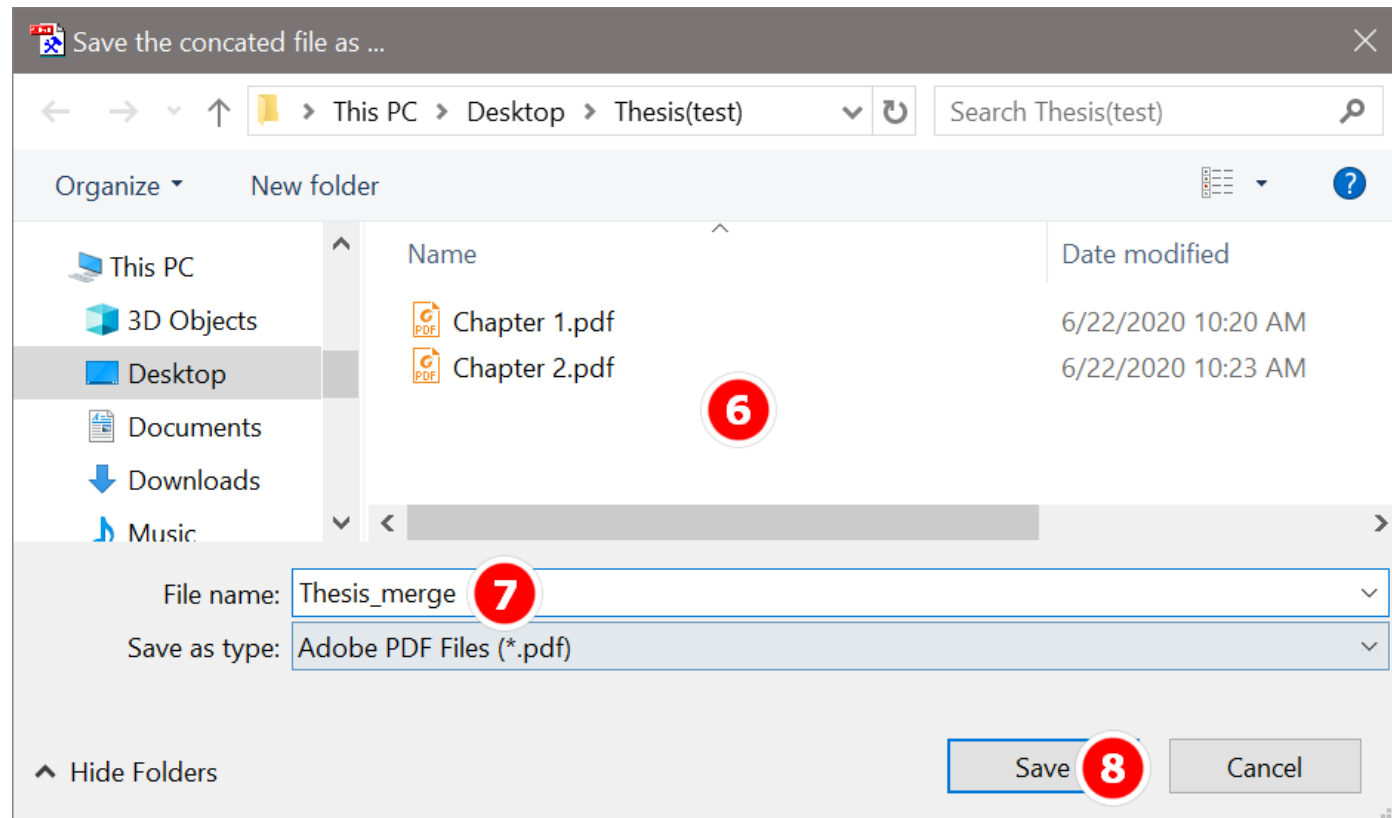
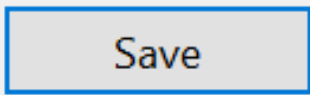


# How to merge PDF files -4

6)  
Select the destination  
to save the file

7) Rename the file

8) Click the button to  
Save it





**NEXT: Add watermark**

# Problems??

Ask us at the Reference Desk, we will do our best to solve your problems.



↑scan or click



## Email Address

asktmul@tmu.edu.tw

## Phone Number

(02) 2736 1661 #2515

## Location

3F, Comprehensive Medical Building (Rear building)

## Service Hours

Mon ~ Fri  
10:00-13:00, 13:30-17:00